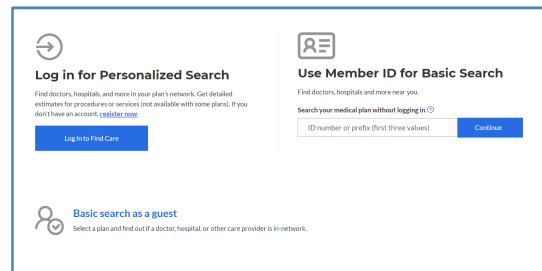


How to find a vision provider online

Step 1

Visit Find Care at [anthem.com/find-care/](https://www.anthem.com/find-care/)

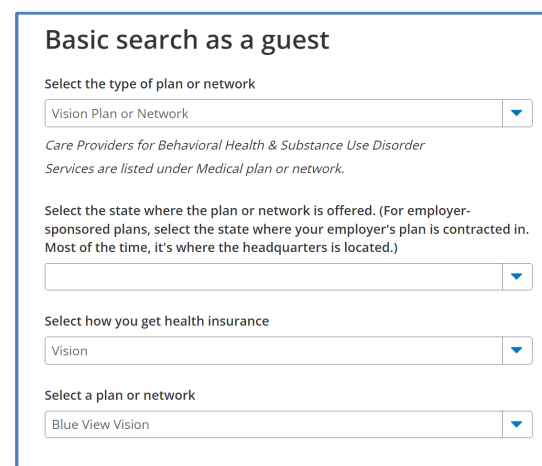
- For members – click **Log in for Personalized Search** or to search without logging in **Use Member ID for Basic Search**.
- For guests – click **Select a plan for basic search**.



Step 2

Scroll down the screen to complete the following fields:

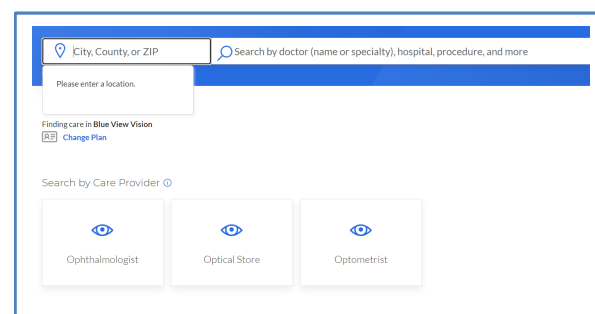
- Select the type of plan or network? Use drop down to select **Vision Plan or Network**.
- What State do you want to search in? Use drop down to select your state.
- Select how you get health insurance. Use drop down to select **Vision**.
- Select a plan or network: Use drop down to select **Blue View Vision** or **Blue View Vision Insight** depending on your network.
- Click **Continue** button.



Step 3



Enter the City, County, or ZIP code in top left. You now have 2 options to narrow your search:

- Option 1: Enter in the **Eye Doctor Name or Specialty** in the Search Box. The results will appear below the Search Box and you can click on the name to get more details about the eye doctor.
- Option 2: **Search by Care Provider**. Click on the icon of the type of eye doctor you are looking for. The results will appear on a new screen and you can click on the eye doctor's name to obtain additional details.



Step 4

View your search results.

- Click the  printer icon to print the results of your search or click the  email icon to email the search results.
- Click on a provider name to see more details.
- Click the **Back to Find Care** link in the upper left or **Back** box at the bottom the screen to return to results.